

# RIP RANGER

## RIP DETECTION FOR STEELCORD BELTS

  
**'EARLY WARNING' RIP  
DETECTION**

  
**MINIMISE LOST PRODUCTION  
AND REPLACEMENTS**

  
**REDUCE REPAIRS**

## PROTECT YOUR OPERATION

### WITH DUNLOP RIP DETECTION TECHNOLOGY

A conveyor breakdown can often involve huge costs, both in terms of repairs as well as lost productivity. When belts have to be replaced because of accidental damage then the financial implications can be disastrous. Although the majority of conveyor breakdowns can be avoided by using good quality belting and regular maintenance, accidents do still happen, usually at a frightening speed. A trapped rock or foreign object, even something as seemingly harmless as a wooden broom, can rip even the toughest steelcord belt from end to end in no time at all.

Although incorporating rip stop breaker plies will reduce the risk, Dunlop's Rip Ranger 'incident alert' technology will significantly reduce the extent (and cost) of the damage by switching off the conveyor as soon as a rip is detected.

## MINIMISING DAMAGE, MAXIMISING EFFICIENCY

Rip Ranger works by using detection loops that are embedded at pre-determined intervals in the belt during the manufacturing process. Rip Ranger detects and defines the number of loops and creates its own image in real time. This is achieved by sending electro-magnetic signals at regular intervals from a transmitter to a receiver. These are positioned opposite each other on either side of the belt, usually behind the loading position. This provides protection at a point where there is the highest risk of damage. Additional transmitters can be fitted such as in the return at the head for example, which is another location where trapped objects are prone to cause rip damage. An encoder is also installed to measure loop spacing and collect speed data.

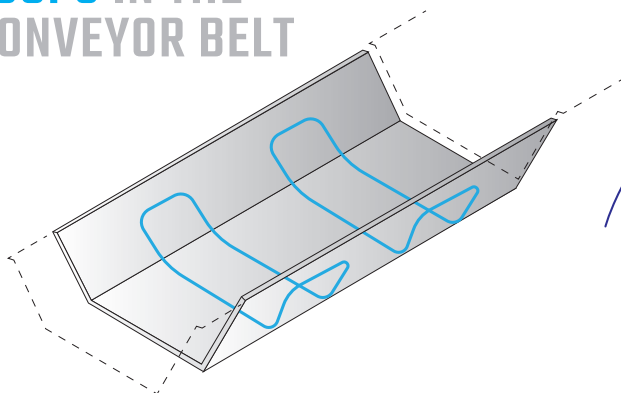
## KEY ADVANTAGES

- ▶ Automatic belt shutdown limits extent of damage
- ▶ Helps keep belt repair and replacement costs to a minimum
- ▶ Built for tough environments - robust sensors and casings
- ▶ Minimises lost production
- ▶ Can be interfaced with the rEscan belt monitoring system
- ▶ Detailed information viewable in real time
- ▶ Supported by our network of Dunlop Service centers

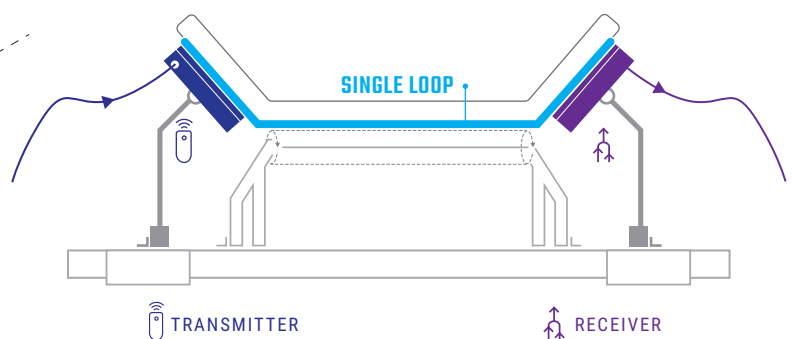
## 'REAL TIME' BELT MONITORING

Detailed information can be seen in real time including loop position, loop status and the last ten status changes of each loop. Accessing and monitoring the system is simple, either locally via its 305mm TFT screen, 5 shortcut buttons, mousepad and virtual keypad or remotely via TCP/IP or other bus standards. Additional features include accurate belt speed, real time graphics, forward and reverse capability, local and remote password protection as well as a system log of the last 10,000 system changes.

## LOOPS IN THE CONVEYOR BELT



## FRONT VIEW

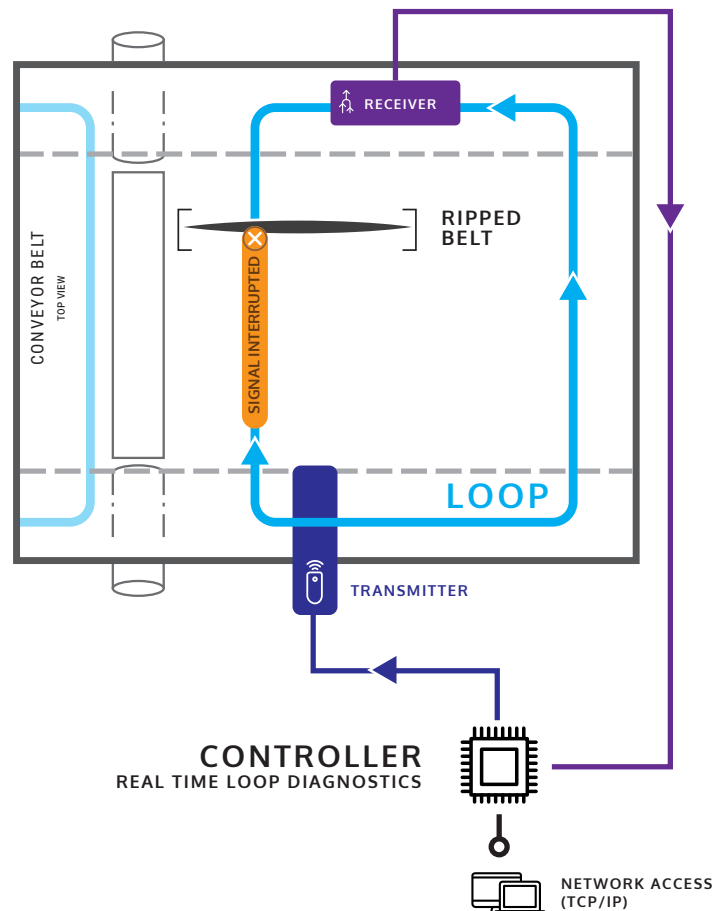


## HOW IT WORKS

When a signal is not received by the receiver because it has been interrupted (caused by a damaged detection loop for example) then the conveyor is immediately shut down in order to keep damage to a minimum. Having multiple detection locations is especially advisable on particularly long individual conveyor belts in order to provide the earliest possible warning. The simple equation is that the faster the conveyor belt is stopped then the shorter the length of longitudinal rip damage will be.

### Using Rip Ranger in combination with breaker plies

Because rip detection systems use electro-magnetic signals they cannot function if a steel breaker ply is fitted. The Rip Ranger rip detection system can therefore only be used in combination with fabric breaker plies. The breakers must be fitted in the top cover and the detection loops fitted in the bottom cover below the cords during the manufacturing process.



## COMBINED RIP DETECTION AND BELT CONDITION MONITORING

Rip Ranger can be interfaced with the Dunlop rScan 24/7 belt condition monitoring system to work in tandem to provide both rip detection as well as continuous monitoring of the overall condition of the belt including the all-important splice joints.



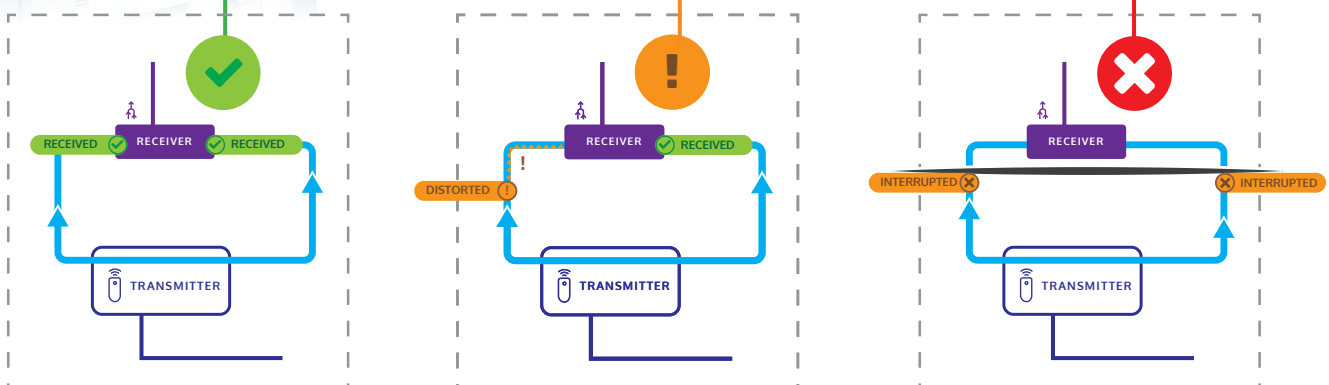
### KEY TECHNICAL DATA

The Rip Ranger System specifications are designed for conveyors operating above ground. Systems for use with underground conveyors can be individually built to meet specific local requirements.

**Belt Speed:** up to 7m/sec

**Belt Thickness:** minimum 6 mm cover thickness – pulley cover preferred

**Belt Type:** Steelcord only



All data and recommendations in this leaflet have been supplied to the best of our knowledge, as accurately as possible and updated to reflect the most recent technological developments. Some products may have been changed or rendered obsolete in the light of more recent technological developments. We cannot accept any responsibility for recommendations based solely on this document.